



The Most Advanced Statistical Analysis and
Scientific graphing Software



WEBINAR

What's New in SigmaPlot version 14.5 Join us for a Webinar on January 27th 2021



Join Zoom Meeting:

<https://zoom.us/j/92466343134?pwd=dVpScHJtMjBxVTMwVVJhR1BsOFNMQT09>

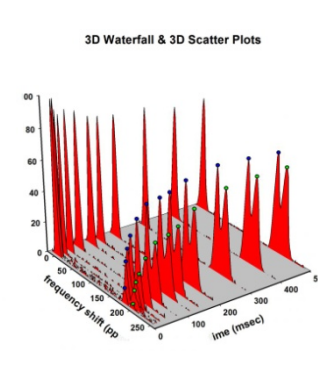
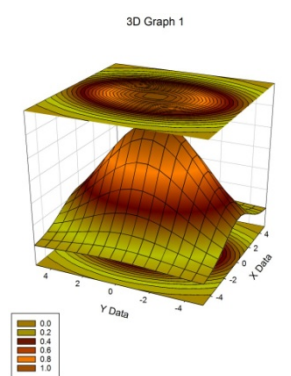
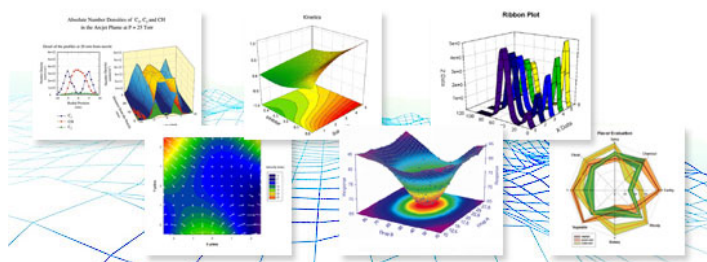
📅 Wednesday, January 27th,
2021

🕒 11:00 AM CET

“Let us show you how to analyze your research data and turn them into high-quality graphs for technical publications, presentations or the web without spending hours in front of the computer by using SigmaPlot.”

Topics will include:

- SigmaPlot 14.5 New Features
- Enhanced User Interface
- New Graphing Features
- New Analysis Features



Don't Miss your Sigmaplot Experience

After registering you will receive a confirmation email containing information about joining the Webinar.

System Requirements

PC-based attendees

Required: Windows® 10, 8, 7, Vista, XP or 2003 Server

Mac®-based attendees

Required: Mac OS® X 10.6 or newer

Mobile attendees

Required: iPhone®, iPad®, Android™ phone or Android tablet

Inpixon
Suite 137, 268 Bath Road,
Slough, Berkshire SL1 4DX,
London, UK.